



Entry Door Systems



Welcome Home



Beauty

HGI Entry Systems will add an element of beauty which will be enjoyed by you, the homeowner, as well as every visitor who comes to your door. Lovely stained and painted finishes will highlight the myriad of decorative glass and unique hardware options. Your new front door will add charm, curb appeal and value to your home.

Strength

All HGI Steel Entry Systems are built using an all-steel construction 22 gauge door which is 33% heavier than competitors doors for security and durability. All HGI FiberStar Entry Doors are constructed with state-of-the-art technology. Laminated composite rails and high impact skins yield outstanding strength and durability.

Safety

The safety of your home and family is always first. HGI doors offer such features as an 18 gauge steel frame, deadbolt security plates, high-security six pin locks, and laminated safety glass. Our steel edge door has over ten times the strength of a wood edge door to protect against forced entry.

Energy Savings

HGI doors will insulate better than many walls with a R rating of 15.1. In layman's terms, our door is the best in the industry at keeping the inside in and the outside out. Windows and doors represent the biggest energy loss in most homes. Allow a beautiful HGI door to save you money.

HGI 101: How To Build A Door

You are four easy steps away from a new entranceway for your home.



1

Select a HOME GUARD® door style from the 26 unique families of glass and doors styles.



2

Choose from our twenty decorator colors or seven hand applied stain finishes for the inside and outside of your new entry door.




3

Select a knob, lever or handleset (even keyless!) from the many styles and finishes offered to compliment your door.



4

Add functionality with a peepsite, knocker, kickplate or mailslot. Add strength and beauty with our exclusive HGI Cladwrap or Timberframe door frame options.



Lifetime & Beyond Warranty

Like the Amish artisans that live and work near the Home Guard factory in Grabill, Indiana, we too craft each door one at a time. We are proud to offer a Lifetime & Beyond Limited Warranty on All Home Guard Entry Doors. Our exclusive transferable warranty gives peace-of-mind protection against warping, delamination and twisting of door slab for as long as you own the door...and beyond. Please see our Warranty Card for details.

Table of Contents

Introducing HGI/Where to Begin2	Majestic Collection10	Savannah Patio Doors17
Ironwood Steel Door Features3	Madison Collection.....11	Blinds Collection 17
FiberStar Fiberglass Door Features4	Veranda Collection11	American Homes Series.....18
Village Wood Fiberglass Doors5	Grace Collection12	Cladwrap Aluminum Cladding 19
Mountain Lake/RoundtopDoors.....5	Manhattan Collection.....12	Burglar Guard Home Viewer19
Craftsman Series6	Mohave Collection.....13	Timberframe Composite Jambs 19
Cadence Collection7	Bellflower Collection.....13	BurglarGuard Strike.....19
Nouveau Collection7	Private Lites Collection.....14	Color & Stain Options20
Mimosa Collection8	Lasting Impressions Collection14	Emtek Hardware21
Paris Collection8	Greenfield Collection15	Schlage/KwikSet Hardware22
Heirlooms Collection.....9	Expressions Collection15	Specialty Hardware23
Windsor Collection.....9	Topaz Collection16	Additional HGI Products.....24
Radiant Hues Collection10	Entropy Collection16	



Steel Door Features

HOME GUARD® IronWood Paintable Smooth Steel and Stainable Steel Doors are the ultimate in home security, beauty, long-term value and longevity. Increased energy savings, safety, home value, curb appeal, a rock-solid warranty - there are a multitude of reasons to upgrade today to a Home Guard door.



HOME GUARD's Exclusive Timberframe® all-composite frame offers all the beauty of wood with none of the headaches. Completely maintenance and worry free, the Timberframe® will not warp, rot, mold or wick water and can be stained to match all HGI door stains. Timberframe® is an option on most HOME GUARD doors.



Magnetic Weatherstripping utilizes refrigerator technology to provide a durable, tight seal to provide year round comfort and energy efficiency.



All doors feature steel edge construction and are fully insulated with an inner core of environmentally friendly polyurethane foam and offer a superior R-factor of 15.1 for the ultimate in energy conservation. Our steel doors are wood-free and will not swell, split, twist, warp or rot like other steel doors with wood rails and lock block.



The door bottom weather-strip slides off and on for easy replacement and forms a weather-tight seal to the threshold. The result is a superior seal that keeps the inside in and the outside out.



Our exclusive steel "L" frame provides the next measure of security adding strength to your entrance. This crucial element is available on all HGI replacement doors and our adjustable strike plate makes installation easy on every door upgrade.




The unequal security of steel - A wood edge steel door (left) cracked under the force of one hit of a 100 lb. test weight. Steel edge doors (right) did not force open after seven hits of a 100 lb. test weight.



HOME GUARD's exclusive, patented Adjustable Hinge Plate System adjusts up or down and in or out for a tighter weatherseal against the elements and added energy savings.



Hardware finish matched Ball-Bearing Hinges are standard on all doors and offer the ultimate in smooth operation. Individual ball bearings insure years of quiet, trouble-free use.



Duraframe Jamb's are the standard wood frame on all HGI doors and are constructed using an Alaskan Cypress base which repels water prevents the wood from wicking and rotting.



HGI's full 4" X 10" Composite Lock Block has more screw holding power than wood. Injection molded for uniform size, there is no distortion of the door skin typically found with wood lock blocks.



Home Guard entry doors* are Energy Star approved and meet strict energy efficiency guidelines set by the EPA and US Department of Energy.

* Certain door styles do not qualify due to glass options.



Fiberglass Door Features

Home Guard FiberStar™ Fiberglass Doors are beautifully designed with patented Hydroshield™ technology.

This revolutionary system ensures that water is repelled from the perimeter of the door to eliminate twisting or warping.



Deep detailed embossments create a real wood door look without the maintenance and headaches of real wood.



Fiberglass doors are available in both a smooth skin and a woodgrain texture. These doors can be painted in any of our twenty decorator colors or hand-stained in your choice of our seven Ironwood stains.



Special exterior rails are used on the perimeter to shut out moisture from all FiberStar doors. Patented Hydroshield technology insures against warping, twisting, rotting or splitting...clearly setting our fiberglass doors apart from all the others.




HGI's exclusive Timberframe® all-composite frame offers all the beauty of wood with none of the headaches. Completely maintenance and worry free, the Timberframe® will not warp, rot, mold or wick water and can be stained to match all HGI door stains. Timberframe® is an option on most HGI doors.



The door bottom weather-strip slides off and on for easy replacement and forms a weather-tight seal to the threshold. The result is a superior seal that keeps the inside in and the outside out.



Ball-bearing hinges are standard on all doors and are available in 5 color choices. Individual ball bearings ensure years of quiet, trouble-free use and provide the ultimate in smooth operation.



Duraframe Jambes are the standard wood frame on all HGI doors and are constructed using an Alaskan Cypress base which repels water prevents the wood from wicking and rotting.



Composite

Fiberglass Reinforced Skins

Deep Grain & Authentic Detail

Architecturally Correct

Polyurethane Core

Engineered Composite Bottom Rail

Optional Dark Bronze Sill

Optional Low-Profile, Handicapped Sill Available




Environmentally Sound Polyurethane Foam Core

While some other fiberglass door manufacturers still use HCFC-free foam, we are proud to offer a truly "green" door which is completely CFC-free in compliance with the U.S. environmental standards to prevent destruction to the Earth's ozone layer. The advanced polyurethane core used in our doors also enhances the door's soundproofing capabilities and provides insulation properties six times greater than wood.



These unique styles from our Mountain Lake™ fiberglass entry door collection will offer beauty, energy efficiency and easy operation for decades to come. Mountain Lake offers all of the beauty of natural wood, with none of the headaches.



The Castile entry system is shown above in the mahogany grain. Other Mountain Lake doors pictured are available and shown in oak grain.

See your HGI representative for complete details and options.



FGOHM-19
HEIRLOOM



FGOWSR-19
WINDSOR



FGORA-19
RADIANT HUES



CA-19
SOLID DOOR



CABRO-19
BRENTWOOD



CABROSL-19



CAFBL-19
FOUNTAINBLEAU

Roundtop Entry Doors



- 22 Gauge Steel
- Factory Steel Cap
- Replacement Frame or Timberframe[®] New Construction
- Beautiful renovations
- Wood grains to replace Wood doors
- Archtops are also available



HGI is proud to be one of a handful of manufacturers who have perfected the art of producing high quality roundtop and archtop entry doors. These beautiful and unique doors are made from 22 gauge steel and include a factory-installed steel cap. The HGI Roundtop door can be ordered as a replacement frame unit or as a Timberframe new construction unit. Our roundtops make a perfect, energy saving replacement for antiquated wood doors. Available in 20 baked-on color options or 7 beautiful woodgrain hand-stained finishes, these doors exude charisma and rustic charm, while maintaining modern operation, longevity and energy efficiency.

Signature Series

Specialty Doors

2 Panel Archtop Plank
Cherry Grain/Cherry Stain



SS2PPL

Craftsman
Fir Grain/Colonial Oak Stain



SS2PPLSL



SSCRDL

Craftsman door & sidelites
shown with Topaz glass.



Details of the Craftsman
Fir Grain Construction



Available Craftsman Glass Styles

BELLFLOWER



SSCRBLF



SSCRBLFSL

GREENFIELD



SSCRGRN



SSCRGRNSL

PARIS



SSCRPAR



SSCRPARSL

Note: Dentil Shelf optional on all Craftsman doors.

TOPAZ



SSCRTPZ



SSCRTPZSL

PRIVACY-DOUBLE GLUE CHIP



SSCDGC



SSCRDGC SL

DIVIDED LITES



SSCRDL




SSCRCL



Cadence

Clear bevel clusters combined with hammered and ripple glass lend a feel of old world antiquity to these brilliant doors.



Clear Bevel Cluster
Hammered Glass
Ripple Glass
Patina Caming



Nouveau


Your magnificent new entrance begins with a stunning floral motif accented with clear cluster bevels, then offset with the graceful privacy of glue chip glass.

Glue Chip Glass
Clear Cluster Bevels
Clear Bevels
Patina, Nickel or Brass Caming

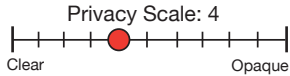


Mimosa

Elegant swirls of beveled glass combined with classic brass caming create a tasteful statement for the discriminating homeowner. The Mimosa family of glass offers beautiful glass textures accented by shimmering, decorative bevels, while maintaining the utmost privacy.



Beveled Glass
Brass or Satin Nickel Caming



SOMM-16



SWMM-1



FMM48-12




FMM48SL-31



FMM-2



FMMSL-27



SMM-6*



SMMSL-26*

**Available in Nickel Only*

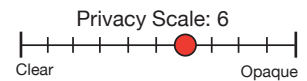


Paris

Graceful intertwining circles of beveled glass offset with rectangular arctic glass panels create a distinct combination and a magnificent entrance for any home.



Clear Bevels
Renaissance Glass
Arctic Glass
Patina Caming




FPAR-5



FPARSL-29



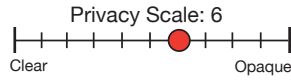
FPAR48-14





Heirlooms

The Heirlooms series combines exquisite clusters of clear glass bevels. Each is surrounded by a combination of glue chip and granite glass offset with satin nickel or brass caming for timeless beauty and priceless privacy.



Glue Chip Glass
Granite Glass
Satin Nickel
or Brass Caming



SOHM-16

SHM-6

SHMSL-31

FHM-3

FHMSL-28

FHM48-12

FHM48SL-26

NHM-11*

SWHM-1

FOHM-9


* Available in Satin Nickel only.



Windsor

A classic design of gray and clear water glass complimented with clear bevels adds a distinctive look to any entryway.

Gray Waterglass
Clear Bevel Border
Clear Waterglass
Clear Bevels
Brass or Patina Caming



SWSR-6

SWSRSL-30

S836WSR-10

FWSR-2

FWSRSL-27

FWSR48-12

FWSR48SL-26

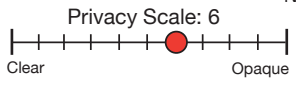
SOWSR-16



Radiant Hues

A beautiful way to illuminate your entryway and greet friends while retaining privacy.

- Clear Bevels
- Gray Renaissance Glass
- Clear Renaissance Glass
- Nickel Caming



SRA-6



S836RA-10



SRASL-27



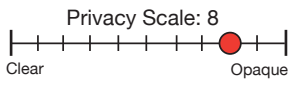
SORA-16



Majestic Elegance

Dress your entranceway with the perfect balance of light, sophistication and privacy and turn the first impression of your home into a lasting impression.

- Glue Chip Glass
- Clear Bevels
- Patina or Brass Caming



S836ME-10



SME-7



FME-3



NME-11



FMESL-28



SMESL-27






Madison

A simple design inspired by nature is the hallmark of the Madison glass. The beautiful geometric design casts intricate patterns of sunlight into your home and creates a uniquely contemporary entrance.



Nickel-Vein Wrought Iron
Micro-Cubed Glass



FMAD-5



FMADSL-29



FMAD48-14


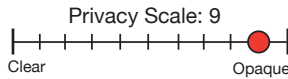


FMAD48SL-30

Veranda

Enhance the style of any home with the Old World beauty of this decorative, wrought iron-inspired design. The scrollwork is hinged to a metal frame, making it easy to open and clean. Energy efficient Low-E micro granite glass provides additional privacy.

Wrought Iron Exterior
Micro-granite Glass



FVER48-14



FVER-5



FVERSL-29

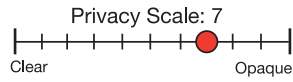




Grace

A glistening combination of nature-inspired bevels accent the multiple styles of glass present in this exquisite design.

Granite Glass
Micro-Cubed Glass
Micro-Granite Glass
Clear Bevels



QAGRC-17



SWGRC-1



SOGRC-16




FGRC-2



FGRCSL-27



SGRC-7



SGRCSL-26



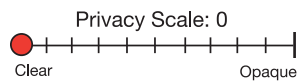
FGRC48-12



FGRC48SL-30

Manhattan

Timeless beveled glass panels paired with shimmering brass caming make the Manhattan series the perfect welcome statement for any home.




Clear Beveled Glass
Brass Caming




SWMAN-1



FMANSL-28



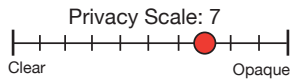

FMAN-2



Mohave

Reminiscent of Native American designs, the Mohave glass patterns consist of seven individual glass textures and colors. Mohave offers outstanding security and unique beauty.


- Micro-Iced Granite Glass
- Gray Soft Wave Glass
- Bronze Soft Wave Glass
- Pale Amber Soft Wave Glass
- Clear Bevels
- Streamed Glass
- Small Hammered Glass



FMO-5



FMSL-27



FMO48-12



FMO48SL-30



SMO-6



SMOSL-26



Bellflower


Bellflower's organic shapes, natural hues and patina coming bring nature to your front door. Subtle variations in color intensity, graining and swirl patterns make each handcrafted design completely unique.



- Clear Bevel Glass
- Hammered Glass
- Olive Soft Wave Glass
- Ruby Red Soft
- Wave Glass
- Thin Reed Yellow
- Swirl Glass



FBLF48SL-31



FBLF48-12



FBLFSL-27




FBLF-3



Private Lites

The Private Lites Series features two glass styles from which to choose: Textured Rainglass or Double Glue Chip. Either choice will add beauty to any door, interior or exterior, while affording the ultimate privacy.



Doors are shown with Textured Rainglass. All styles listed below are available in Textured Rainglass. Styles denoted with * are also available in Double Glue Chip.



Textured Rainglass



Double Glue Chip




SWPL-1



NPL-11



S836PL-10*



FPL-2*



FPLSL-27*



FPL48-14*



FPL48SL-31*



SPL-6*



SPLSL-26*




Lasting Impressions

This decorative glass combines unique obscured patterns with a heavy laminate to provide elegance, light and home security. A unique poly-film provides break-in protection even if the glass is broken. Lasting Impressions blocks over 99% of ultra-violet rays to protect carpet and furniture and reduces outside noise penetration by 40%.



Glass Bevels
Clear Renaissance Glass
Streamed Glass
Iced Granite Glass



FLI-4




SWLI-1



S836LI-10




SLISL-27



SLI-7




FLISL-28



Greenfield

Elegant oil-rubbed brass caming surrounds a geometric shapes of color and texture resulting in a architectural design reminiscent of Frank Lloyd Wright.

- Olive Soft Wave Glass
- Pale Amber Soft Wave Glass
- Small Hammered Glass
- Thin Reed Glass



FGRN-4 FGRNSL-29 FGRN48-12 FGRN48SL-30 FGRN848-17



Expressions

A classical influence expressed in a flow of beauty and texture as the patterns of the past combine with contemporary design.



- Clear Bevels
- Granite Bevels
- Gray Renaissance Glass
- Satin Nickel Caming




FEX-3 FEXSL-29



Topaz

Classic patina coming surrounds the rich textured privacy of micro granite and reed glass. Reflective bevels add an exquisite finishing touch.

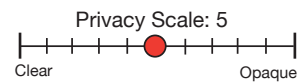


Bronze Soft Wave Glass
Clear Glass Bevels
Micro Granite Glass
Thin Reed Glass



Entropy

Entropy comes from the Greek "to turn" - a fitting name for the beautiful circular patterns that comprise this eclectic design. Black chrome coming and multiple glass patterns combine with shimmering bevels to create a radiant welcome for your guests.



Clear Glass Bevels
Clear Renaissance Glass
Glacier Glass
Granite Glass



FENTSL (L)-29 FENT-3 FENTSL (R)-29

Note: Glass shown above varies slightly from standard size available. Please refer to the images at right for available glass.


Savannah Patio Door Systems

Savannah Patio Doors are constructed to allow for one operational door hinged off of one fixed door panel. All units include a high quality screen for ventilation. The Savannah has been downsized slightly for easy replacement of standard size sliding doors or it can now be ordered to replace full-size 6' door units. All Savannah units are constructed using our heavy 22 gauge door and carry the exclusive Lifetime & Beyond Warranty. Savannah Patio Doors are available in woodgrain steel only.

Heavy-Duty Reinforced Screen (Available in White or Almond)



Brass Deadbolt & Leverset (Available in Antique Brass)



The X-Sill offers a non-conductive, high seal adjustable sill in a composite material that is guaranteed for life.



PDFRLB15-20

Savannah Patio Doors are available in ANY full view glass style!




PDFGRN-18 PDFRLB-18 PDFVER-18 PDFHM-18 PDFNO-18 PDFCD-18 PDF15-18 PDF10-18 PDFME-18 PDFMM-18 PDFLI-18 PDFPAR-18

Blinds

Blinds built right in-between the clear insulated glass let you control light and privacy with ease while forever eliminating dust and damage. Perfect for entry doors, sidelites and Savannah patio doors, where decorative glass is not required.




FRLB*-5 FRLBSL-28 S836RLB-10



Available in manual tilt/raise & lower configuration.




SRLB*-8 SRLBSL-27 SRLB9Lit-8 FRLB48-14



American Home Series

To let the sun shine through, choose clear glass for these traditional door styles. For privacy, many American Home style doors may be available as a Privacy Lite (Textured Rainglass or Double Glue Chip glass). Please contact your HGI Inside Sales Representative for availability and pricing.



F1-20



S1-22



N1-20



E1-20



S2-24



F4-23



S4-23



NCL-24



F2-20



QACL-23

Most **HOME GUARD®** American Home Series™ Doors with glass are provided with external high performance grids. All glass units are tempered safety glass with warm edge spacer systems. All glass frames are high performance thermal composite material guaranteed not to crack or warp.




F3-20




SW-23




S3-23



F10-22



F15*-22



FTENEXT-21



F17RT-21




FO16-21




S5-22



SV6-21



F1248-24



S11RT-24



S9*-22



F5-23



FPRaint-21X



S2SL-32



F5SL*-32



F448SL-32



S3SL*-32



FSL-33



F48SL-33



SSL-32



FPRaintSL-33X

X - Internal Grids Only

* Also available with internal grids (Doors: page 27, Sidelites Page 34 in price book)

HGI Exclusive Features

CLADWRAP®

Machine-formed Aluminum Cladding System for ALL Home Guard Entry System Doors



CLADWRAP® is a factory-formed, pre-fit cladding system that provides a beautiful, protective coating for the door jamb and brickmold. Available in both coordinating and complimentary colors, our unique cladding system offers:

- Jamb Protection
- Lasting Beauty
- Freedom from Maintenance
- Textured Finish

Available in 20 Quality Edge™ colors of vinyl clad aluminum.

Please refer to page 20 for our complete color palette.

BURGLAR GUARD HOME VIEWER



- Ringing the doorbell takes digital photo of visitor... even if you're away!
- Photos & Video Record to SD Card. (Included)
- Photos Stored as JPG files.
- Video Stored as MP4 files.
- Picture Time Stamp
- Volume Control
- Infrared Camera for low light situations.
- Various Ring Tones
- 3.5" LCD Screen
- Volume Control
- Uses 4 AA Batteries

(A) LCD Unit mounts on door interior.

(B) Exterior view of camera and door bell.

(C) Mini SD Memory Card & Adapter

Due to manufacturing design, inside viewer mounts ~ 9/16" off-center.

TimberFrame®

Hand Finished Composite Jamb & Brickmold



Hand Stained To Match All Home Guard® Door Stains

Completely Maintenance & Worry-Free

Will Not Wick Water

Will Not Warp, Rot or Mold

100% Composite Material

Available for Single Doors, Double Doors & Single Doors With Sidelites

Home Guard® is proud to offer TimberFrame® Jamb and Brickmolds. These beautiful, hand-stained jambs and brickmolds are the perfect compliment to the Ironwood® collection of Stained Steel Entry Doors as well as the Village Wood and Mountain Lake Fiberglass collections.

TimberFrame® jamb and brickmold are stained to match Ironwood® doors and all are protected with a GuardCoat coating for years of lasting and durable beauty. Add the look and beauty of wood to your home's entrance with the added strength and security of steel... but with none of the headaches.

BURGLAR GUARD STRIKE



The Burglar Guard is an innovative HGI exclusive feature that transforms a standard wood door jamb into a high security entryway. The Burglar Guard replaces the entire strike portion of the jamb with two walls of heavy steel for the ultimate protection against forced entry. The Burglar Guard also has two 2-way jamb adjusters to create the perfect margin between the door and the jamb which are accessible simply by removing the strike plates. The strike plates are also adjustable in and out to offer the correct point of insertion for both the deadbolt and the latch.

- 2-Way Jamb Adjuster
- Adjusts latch for both deadbolt & strike
- Allows for perfect weatherstrip compression
- Allows door to close and latch at exactly the right point
- Virtually eliminates kick-in
- Available on single doors only



Color and Stain Options

HGI is proud to introduce our new line of exclusive color and stain options that span our entire line of entry doors, windows and frames.


Utilizing our exclusive CladWrap system, it is now possible to coordinate doors, windows and frames with perfectly matching or complimenting colors.

Most Home Guard steel and fiberglass entry doors are available in both a smooth surface or with an optional embossed woodgrain for the ultimate wood look finish. All steel doors are zinc-galvanized, primed and painted with a baked-on, high quality exterior paint. Of course, all HGI doors come with our exclusive seven year finish warranty.



7 Year Finish Warranty

The wood grain embossed doors can be also be stained with one of our seven hand-rubbed finishes and sealed with Home Guard's exclusive GuardCoat.® Choose from one of the beautiful stains below or combine solid color on one side and stain on the other. Whichever you choose, your finish is backed by our exclusive 7 Year Finish Warranty.



Pecan Rose Wood Colonial Oak Cherry English Walnut Harvest Gold Mahogany

Colors shown are reproduced by the lithographic process and may vary from actual colors.

EMTEK®

Distinctive hardware for fine homes.



Arts & Crafts
with Hammer Lever

Marietta
With Cortina Lever

Octagon
with Octagon Knob

Ribbon & Reed
with Ribbon & Reed Knob

Melrose
With Melon Knob

Art Nouveau
With Art Nouveau Knob

Orleans
With Oval Beaded
Egg Knob

Lafayette
with Lafayette Lever

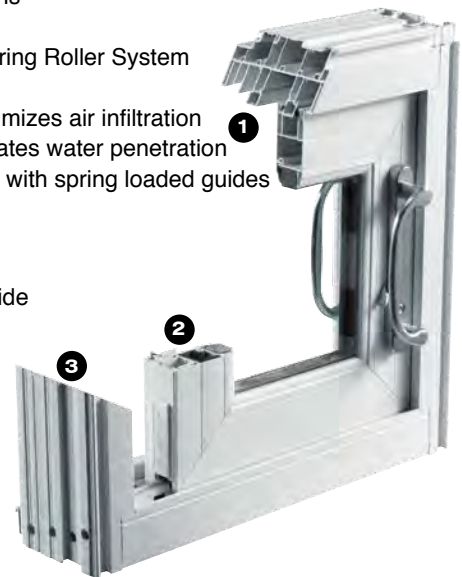


Premium Sliding Patio Doors

Whether to the backyard or the pool, an Innovations Premium Sliding Patio Door allows you to connect to your surroundings. Available in standard and custom sizes, the Innovations Sliding Patio Door features many unique options to deliver the ultimate in operation and performance.

- Uncompromised style
- Traditional interior millwork panel design
- Contemporary styled Multi-Point handle
- 5', 6', 9', 12' and custom sizes
- Three premium wood-grain interiors
- Select hardware finish options
- Unsurpassed performance
- Innergy Composite Ball Bearing Roller System
- Metal reinforced panels
- Triple weather-stripping minimizes air infiltration
- High performance sill eliminates water penetration
- Heavy duty extruded screen with spring loaded guides

- 1 Multi-Cavity Design
- 2 Reinforced Panels
- 3 Spring loaded Screen Guide
- 4 Wood Grain Interiors
- 5 Hardware Options



Multi-Point White

Bright Chrome

Bright Brass

Black Nickel

Black



Camelot Keyless Handleset in Satin Nickel (619)



Plymouth Handleset w/ Knob in Brass (605)



Camelot Handleset w/ Knob in Aged Bronze (716)



Accent Lever in Satin Nickel (619)



Georgian Combo in Antique Brass (609)



Paris Handleset w/ Knob Brass (605)



JD60 Deadbolt Brass (605)



Byron Knob Brass (605)

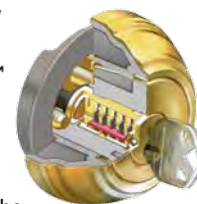
AVAILABLE FINISHES

	STYLE	TYPE	Bright Brass	Antique Brass	Antique Nickel	Satin Nickel	Aged Bronze	Lifetime Finish	Smart Key®
SCHLAGE	Plymouth	Handle	■			■	■	■	
	Monaco	Handle	■			■	■	■	
	Camelot	Handle	■			■	■	■	
	Camelot	Keyless	■			■	■	■	
	Georgian	Combo	■	■		■	■	■	
	Accent	Lever	■			■	■	■	
	Plymouth	Combo	■			■	■	■	
DEXTER	Byron	Combo	■						
	Paris	Handle	■			■			
KWIKSET	Chelsea	Handle	■	■	■	■			■
	Hancock	Combo	■	■	■	■			■
	Lido	Lever	■	■	■	■			■
	Delta	Lever	■	■	■				■



RE-KEY TECHNOLOGY
DRILL RESISTANT • BUMPGUARD
KEY IT YOURSELF

SMARTKEY™ is available in the four styles shown below.



Lido (Satin Nickel)



Delta (Brass)



Hancock Smart Key (Antique Brass)



785 Double Cylinder (Bright Brass)



Chelsea (Satin Nickel)

Specialty Hardware Options



Standard Brass Knocker



Satin Nickel Knocker w/Peep Sight



Standard Brass Knocker w/ Peep Sight



Mail Slot
Opening Size: 1-1/2" X 7-1/2"



Magazine Slot
Opening Size: 2-1/4" X 11"



Wide Angle Peep Sight



Spring Hinge



Kickplate

Home Guard® offers a number of hardware choices to add the finishing touches of beauty and functionality to your door. Optional door knockers, mail and magazine slots, kickplates and decorative or spring hinges are available for added security, utility and beauty. See your Home Guard® representative for a full selection of options and available finishes.



Medium: Up to 40 lbs



Freedom Aluminum Petdoor

Pets crave freedom.

This door gives your pet all the freedom he needs. This solid aluminum frame installs easily and the soft, transparent single flap provides a tight weather seal. The Freedom Aluminum door includes a locking panel that gives you the power to control when your pets can use the door.

PRODUCT FEATURES

- Solid aluminum construction
- Locking panel
- Color: White
- Transparent single flap for weather-tight seal
- Easy do-it-yourself installation
- Fits doors from 3/8" to 2" thick



Large: Up to 100 lbs



OLD WORLD CRAFTSMANSHIP MEETS MODERN TECHNOLOGY

HOME GUARD Industries' modern, 170,000 sq. ft. manufacturing facility is located on 22 acres right in the heart of the small community of Grabill, Indiana. Grabill is a quaint town of 900 residents, supported by antique and custom cabinet shops. The surrounding area has been farmed by generations of Amish families, well known for their detail and craftsmanship. The Grabill location provides HOME GUARD with the perfect atmosphere to produce custom window and door products with uncompromising efficiency, speed and quality.

More High Quality Products from
HOME GUARD Industries, Inc.



STEEL ENTRY SYSTEMS



SECURITY STORM DOORS



FIBERGLASS ENTRY SYSTEMS



ULTRA-VIEW STORM DOORS

www.home-guard.net



DOORS & WINDOWS

(800) 525-1885



©2015 HOME GUARD® Industries, Inc. • 13101 South Main St. • Grabill, IN 46741